

May 2024

# Local Election Officials Survey

BRENNAN  
CENTER  

---

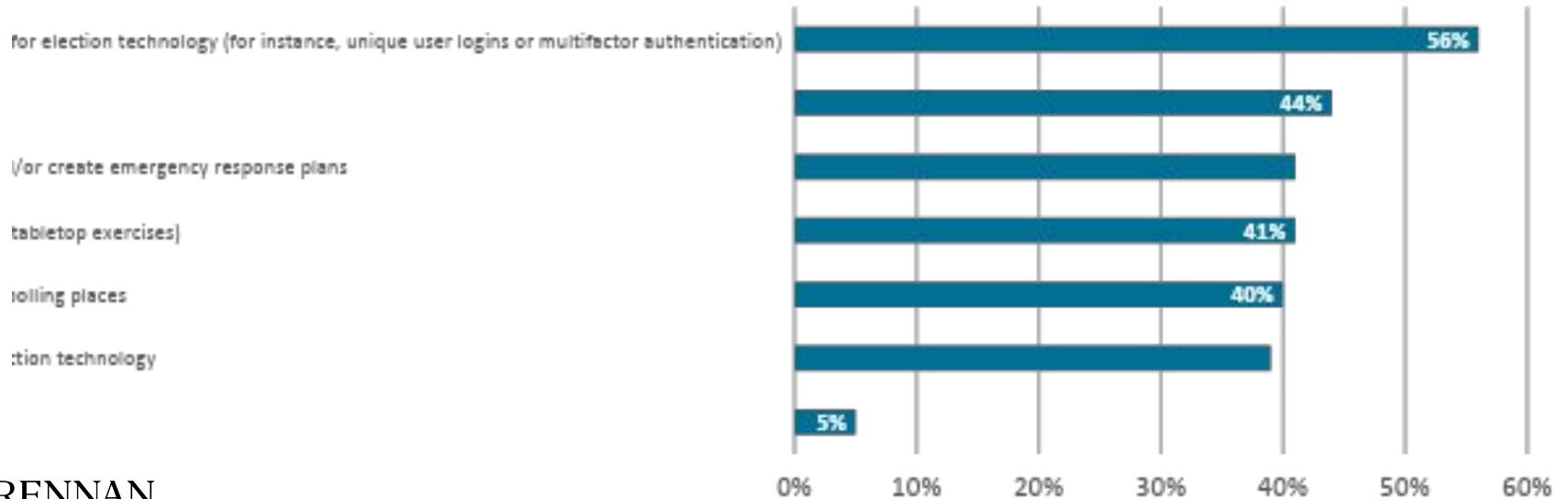
FOR JUSTICE

# Election security and staff safety improvements

# The vast majority of local election officials report that their offices have taken steps to increase election security since 2020

92 percent have taken action to increase election security since 2020

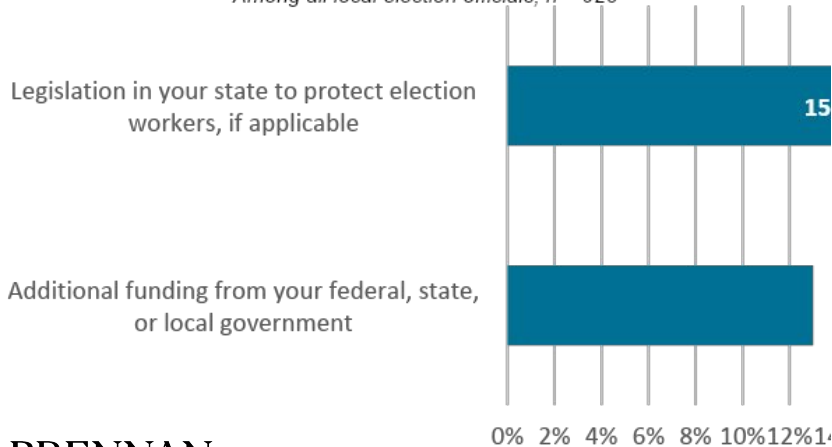
What steps, if any, has your office taken to increase election security since 2020? Please select all that apply.  
Among all local election officials, n = 928



# Most local election officials who reported legislation and additional funding to protect election workers say the changes were helpful

Which of the following steps, if any, have been taken to increase the safety of you and/or your staff since 2020? Please select all that apply.  
(Responses pertaining to local government action)

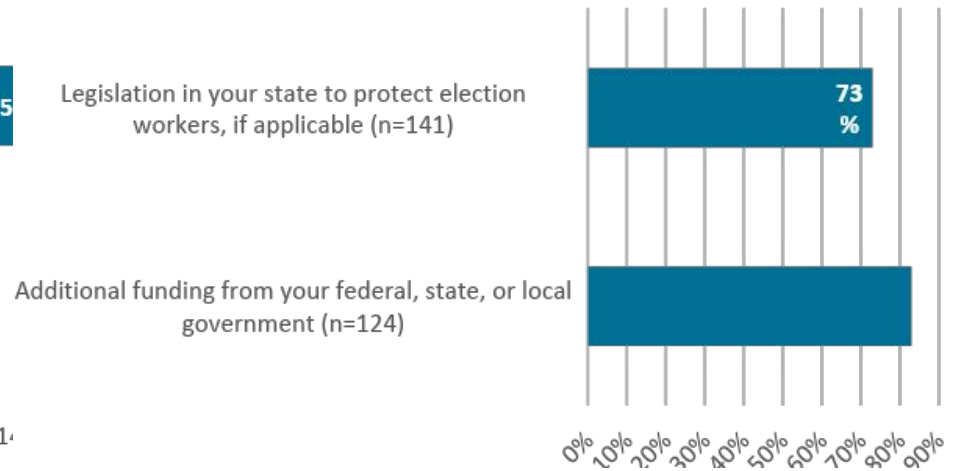
*Among all local election officials, n = 928*



Have any of the following measures been helpful for increasing the sense of safety of you and your staff?

*Among local election officials who indicated the step had been taken*

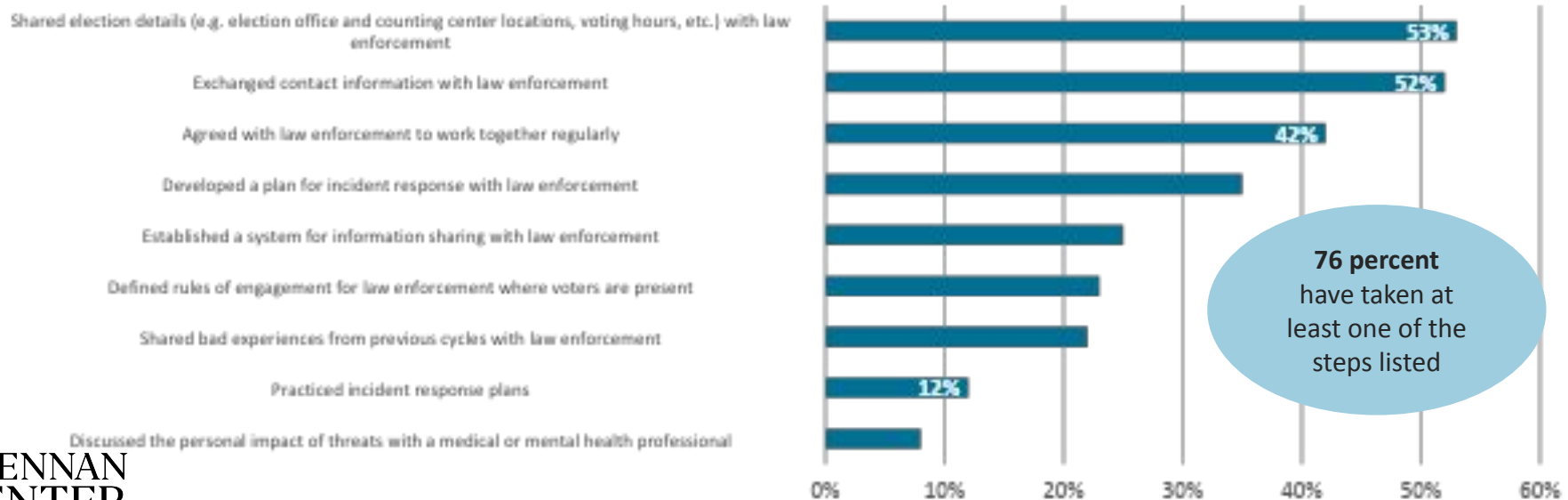
**Percent Yes**



# More than half have shared election details, including election office locations and voting hours, with law enforcement

Which of the following actions, if any, have you taken in the time since the 2020 election cycle?  
Please select all that apply.

*Among all local election officials, n = 928*

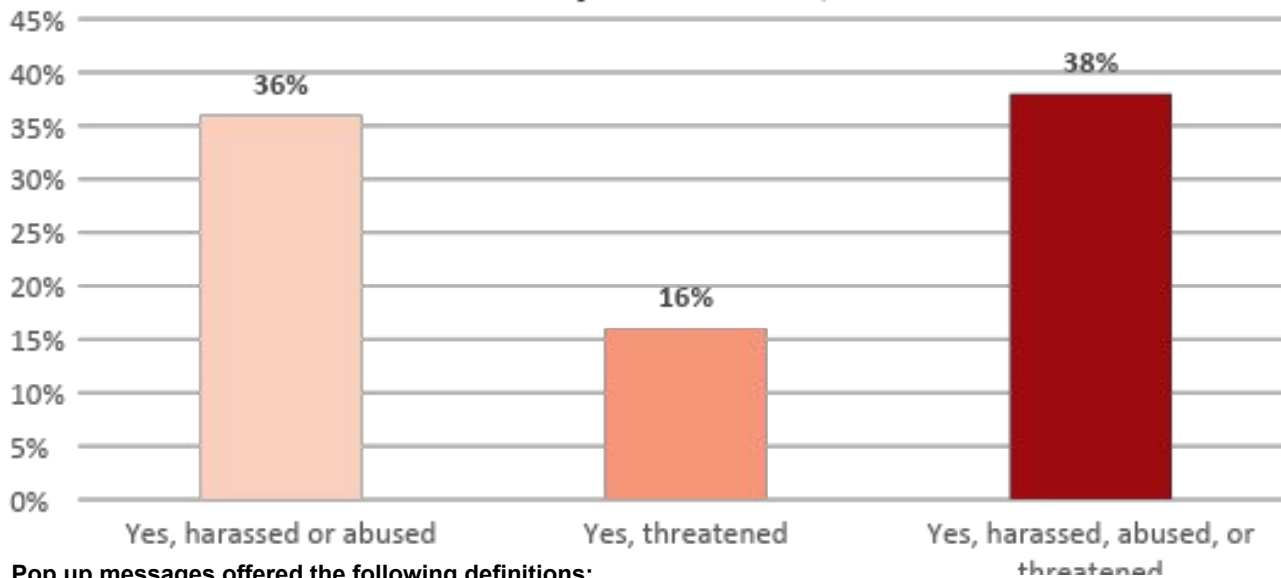


# Threats, Harassment, and Abuse

# More than 1 in 3 local election officials have experienced threats, harassment, or abuse

Have you ever been harassed or abused because of your job as a local election official?  
Have you ever been threatened because of your job as a local election official?

Among all local election officials, n = 928



Pop up messages offered the following definitions:

**Harassed:** Persistent, uninvited behavior, attention, or actions that cause distress, fear, or discomfort, such as stalking.

**Abused:** Demeaning, derogatory, or offensive comments, gestures, or actions that upset, belittle, and/or humiliate.

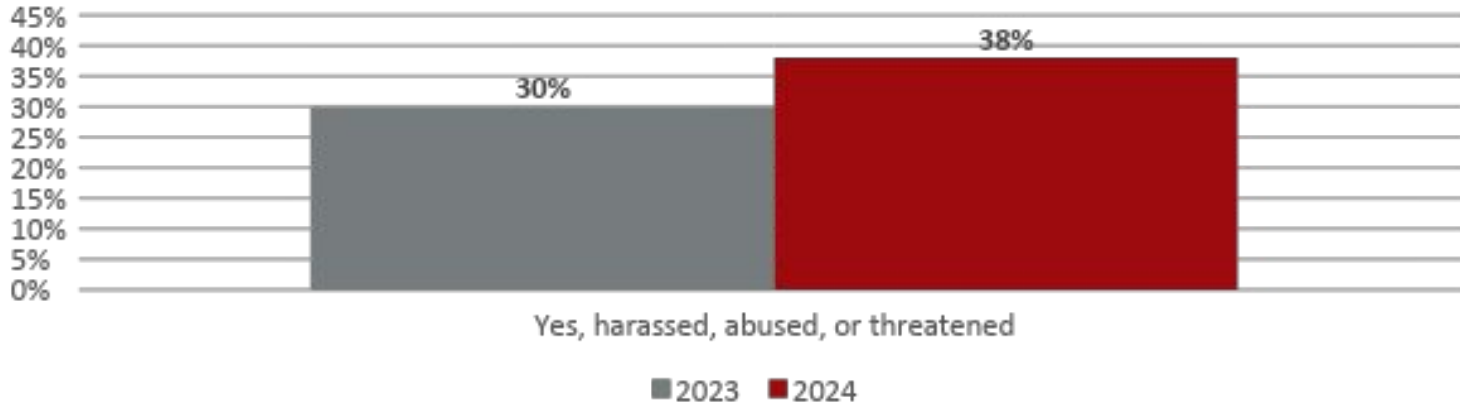
**Threatened:** Explicit or implicit expressions communicating an intention to harm, injure, or cause damage to an individual or others associated with them, implying imminent risk to a person's well-being and safety.

# Reports of threats, harassment, or abuse have risen since 2023

Have you ever been harassed or abused because of your job as a local election official?

Have you ever been threatened because of your job as a local election official?

*Among all local election officials, n = 852 (2023), n = 928 (2024)*



Pop up messages offered the following definitions:

**Harassed:** Persistent, uninvited behavior, attention, or actions that cause distress, fear, or discomfort, such as stalking.

**Abused:** Demeaning, derogatory, or offensive comments, gestures, or actions that upset, belittle, and/or humiliate.

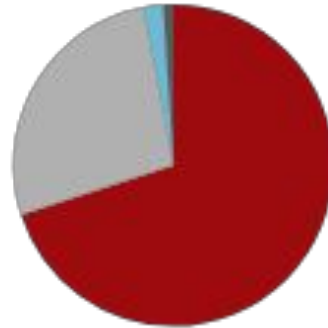
**Threatened:** Explicit or implicit expressions communicating an intention to harm, injure, or cause damage to an individual or others associated with them, implying imminent risk to a person's well-being and safety.



# 7 in 10 local election officials feel that threats have increased since 2020

Regardless of whether or not you have personally been threatened because of your job as a local election official, do you feel that threats against election officials have increased, decreased, or have stayed about the same since 2020?

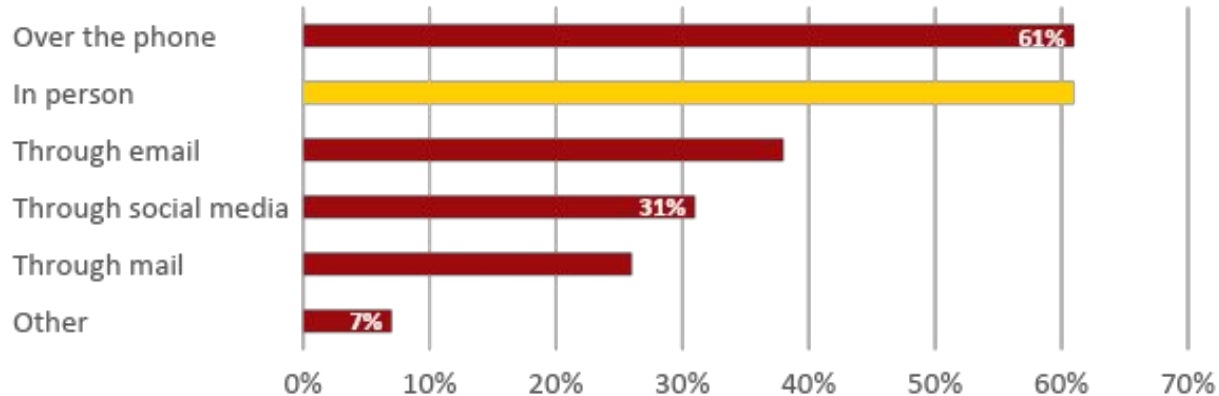
*Among all local election officials, n = 928*



# Of those threatened, more than 3 in 5 have been threatened in person

You indicated that you have been threatened because of your job as a local election official. How have you been threatened? Please select all that apply.

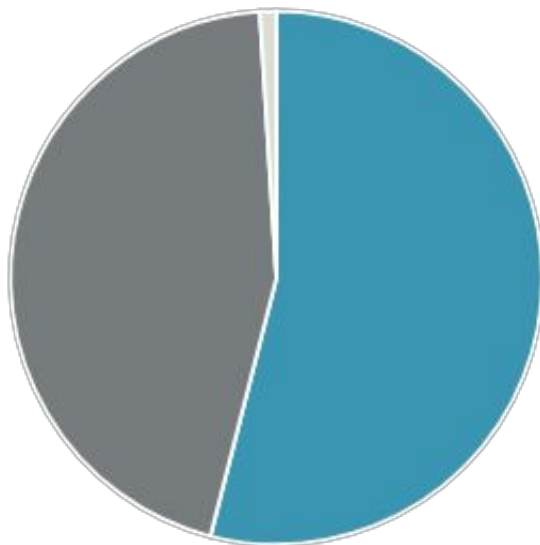
*Among local election officials who report being threatened, n = 146*



# Nearly half of threats to local election officials go unreported

Did you report this threat to law enforcement? Please select all that apply.

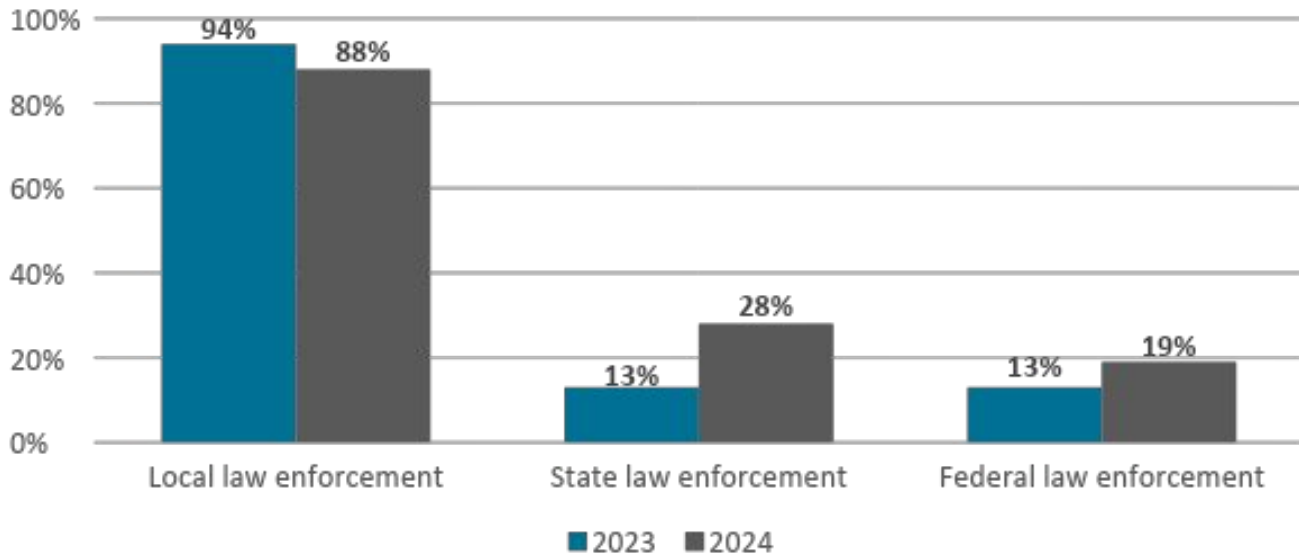
*Among those who have been threatened, n = 146*



# Those who report threats typically go to local law enforcement; reports to state law enforcement have roughly doubled since 2023

Did you report this threat to law enforcement? Please select all that apply.

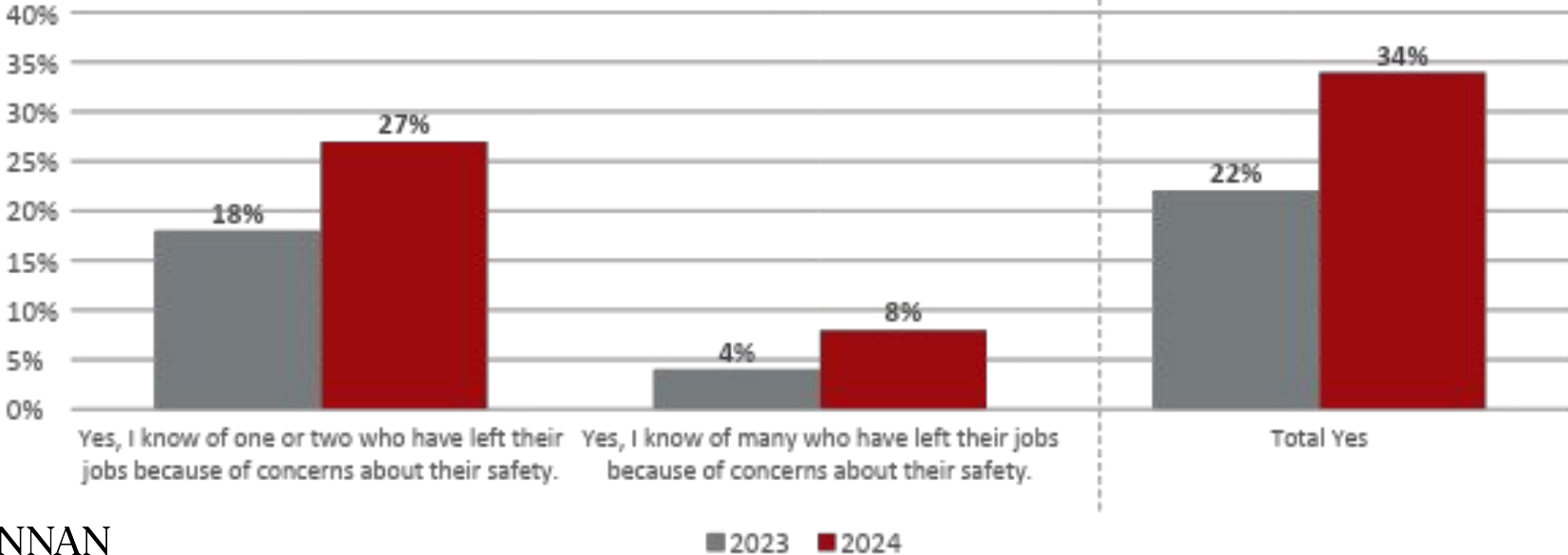
*Among those who reported a threat to law enforcement, n = 80 (2024), n = 52 (2023)*



# Safety concerns continue to drive some local election officials to leave their jobs

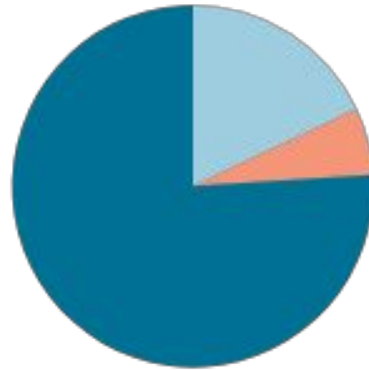
Do you personally know of any local election officials or election workers who have left their jobs at least in part because of fear for their safety, increased threats, or intimidation?

Among all local election officials, n = 852 (2023), n = 928 (2024)



# Nearly 1 in 4 local election officials will likely serve in their first presidential election in 2024

How long have you been serving as a local election official?  
How likely are you to continue serving as a local election official going forward?  
**In the 2024 presidential election**  
*Among all local election officials, n = 928*

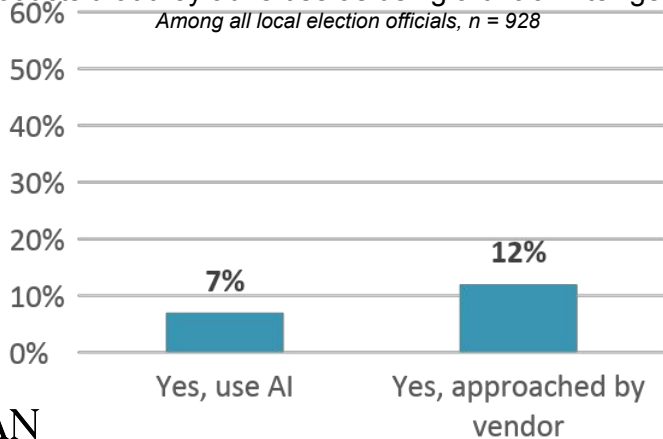


# Artificial intelligence

# Few local election officials use artificial intelligence in election administration, but many more would like government guidance for potential future use

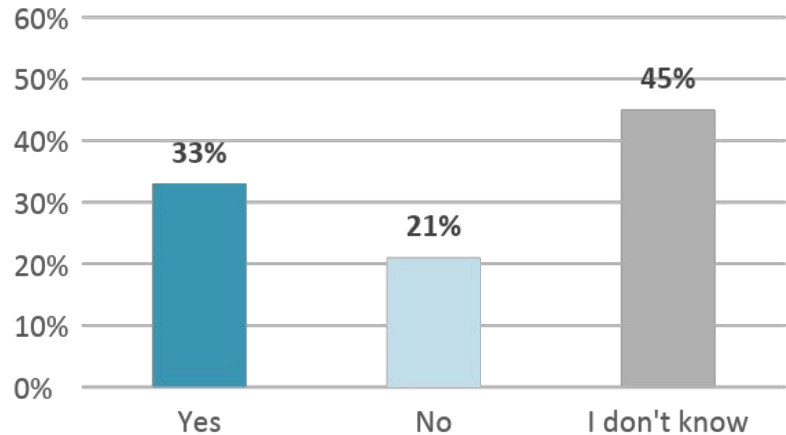
Are you currently using artificial intelligence in any of the following ways in your work as an election official? Please select all that apply.

Have any vendors or outside groups approached you with products that they advertise as using artificial intelligence?



Would it be helpful for federal, state, or local agencies to give you guidelines about using artificial intelligence in election administration?

Among all local election officials, n = 928





# 2 percent of local election officials use AI in their work in each of the following ways

Are you currently using artificial intelligence in any of the following ways in your work as an election official? Please select all that apply.

*Among all local election officials, n = 928*

2%

**To draft social media content and/or press releases**

2%

**Locating polling locations**

2%

**To translate materials into different languages**



Committee for  
**SAFE AND SECURE  
ELECTIONS**

[safeelections.org](https://safeelections.org)

**BRENNAN  
CENTER  
FOR JUSTICE**



Supported by:



Free markets. Real solutions.

# CSSE Goals

---

To **build trust** and **stronger relationships** between election officials and law enforcement;

---

To **develop solutions** that respond to and help curb the rise in intimidation, threats and violence against elections workers;

---

And to **create and share resources** and **best practices** for law enforcement and election officials.

# RESOURCES FOR ELECTION ADMINISTRATORS



# RESOURCES FOR LAW ENFORCEMENT



# Five Steps to Safer Elections



- 1 Meet**  
*Meet with counterparts and other stakeholders*
- 2 Share**  
*Share experiences, contact information, election details, and expectations*
- 3 Agree**  
*Agree to work together regularly and define rules of engagement where voters are present*
- 4 Plan**  
*Plan incident response, information sharing, and crisis communications*
- 5 Practice**  
*Practice information sharing and response plans*

# Law Enforcement Pocket Guides

## MICHIGAN 2024 LAW ENFORCEMENT QUICK REFERENCE GUIDE



This pocket reference guide contains key penal provisions found within Chapter 168 of the Michigan Compiled Laws, and other relevant sections.

- Intimidating an election official to interfere with or prevent them from performing their duties is a misdemeanor.
- Attempting to deter or interrupt a person from voting is a felony.
- Causing a disturbance at an election is a misdemeanor.

### VOTING HOURS

7 a.m. to 8 p.m.

### 2024 ELECTION DATES

**Presidential Primary Election:**  
February 27

**Primary Election:** August 6

**General Election:** November 5

**For other election dates:**  
[michigan.gov/sos/elections/  
ballot-access/deadlines](https://michigan.gov/sos/elections/ballot-access/deadlines)

### REPORT SUSPICIOUS BEHAVIOR TO

**Your local election official:**  
[mvic.sos.state.mi.us/Voter/  
Index/#yourclerk](https://mvic.sos.state.mi.us/Voter/Index/#yourclerk)

**Michigan Secretary of State:**  
517-335-3237 | [elections@michigan.gov](mailto:elections@michigan.gov)  
[michigan.gov/sos/elections](https://michigan.gov/sos/elections)

